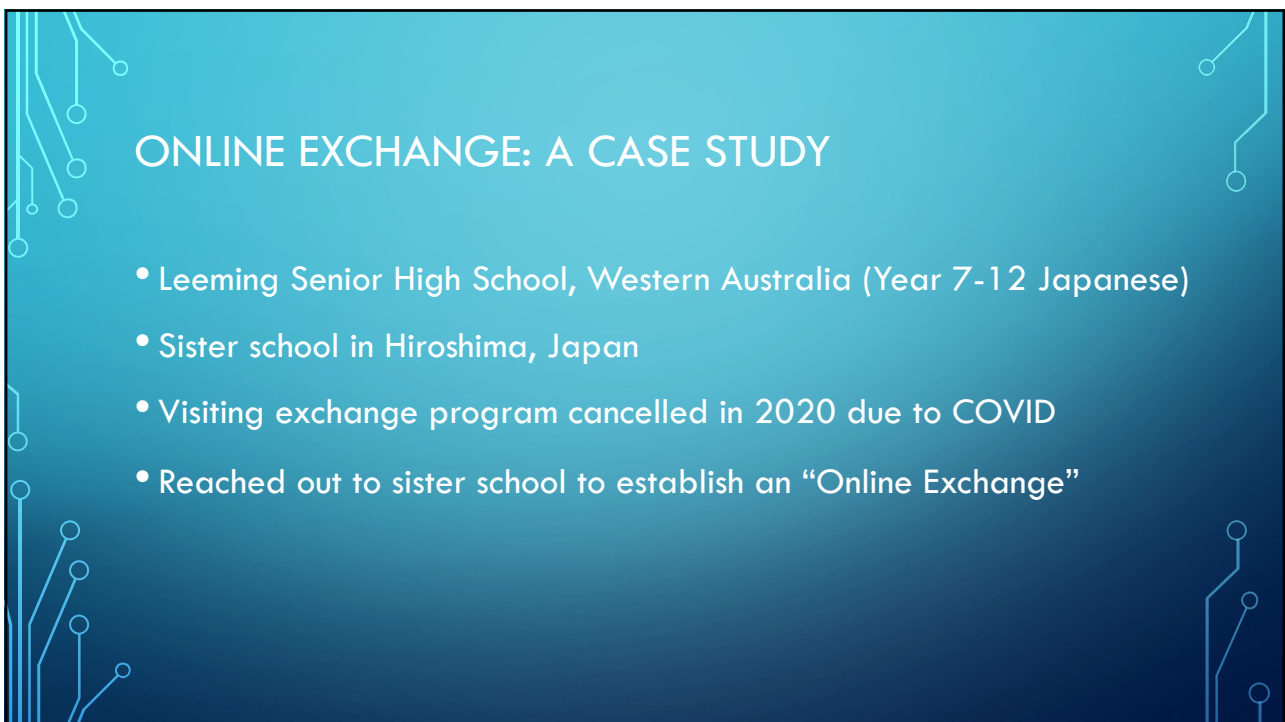


1



2

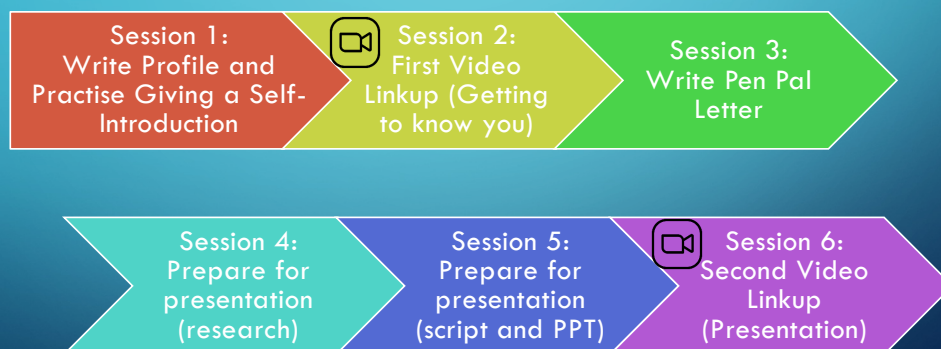
## ONLINE EXCHANGE: A CASE STUDY

- Run after school over the course of a semester (22 x Yrs 8-11)
- Video linkups via Webex
- Students were paired with a buddy from their sister school
- Alternating responsibilities for each school to write a pen pal letter and/or prepare a presentation

3

## ONLINE EXCHANGE: A CASE STUDY

### Example Timeline




4

## ONLINE EXCHANGE: A CASE STUDY

### Feature 1: Penpal Letters

- Handwritten letters
- English and Japanese
- Workshops on how to write a first-time letter and reply letter
- Scanned and emailed to sister school



5

## ONLINE EXCHANGE: A CASE STUDY

### Feature 2: Webex Videoconferencing

- Video linkup once every three weeks using Webex
- First session: buddies introduced themselves in English and Japanese

6

## ONLINE EXCHANGE: A CASE STUDY

### Feature 3: Online Chat

- 2020 - Edmodo
- 2021 - GoBubble

- ✓ Both platforms are free to use
- ✓ Safety - students are invited to join a school page
- ✓ Students can talk via text and upload images
- ✓ Teachers can view all exchanges

edmodo



GoBubbleSchool

✓ GoBubble allows direct messaging between students

7

## ONLINE EXCHANGE: A CASE STUDY

### Feature 4: Presentations

- Subsequent video linkups involved each school presenting a chosen topic. For example:

- Welcome to my school
- Welcome to WA
- Possum Magic
- The Rabbits



The Rabbits  
ウサギ

8



## ONLINE EXCHANGE: A CASE STUDY

### Feature 4: Presentations

- Students worked in their colour groups (multi-ability/year level groups) to prepare their presentation.
- Students prepared bilingual PowerPoint slides and a script for their presentation
- During rehearsal - focus on awareness of the audience (speech delivery and slide development)




9

## ONLINE EXCHANGE: A CASE STUDY

### The Rabbits Presentation

- Based on the storybook "The Rabbits" by John Marsden and Shaun Tan
- The book is an allegory for the British colonisation of Australia
- Tells the story of the rabbits invading the marsupials' country, degrading the natural environment and fighting



10

## ONLINE EXCHANGE: A CASE STUDY

### The Rabbits Presentation

- Each colour group was assigned an Australian animal to research
- They filled out an “Australian Animal Report”
- Students were provided with key vocabulary and expressions to assist in completing the report

オーストラリアのどうぶつ  
レポート

VOCABULARY & EXPRESSIONS

<b>Habitats</b>	
Bush	もみ
Ocean	うみ
River	かわ
Tree	木(き)
<b>Animal features</b>	
Mammal	ほにゅうせい
Bird	とり
Whale	くじら
Shark	さめ
Cannot fly	とべません。(飛べぬ)
Can jump i.e. kangaroo	とべます。(跳べる)
Can run fast	はやくはします。
Laughs like a human	人のわらいごえ みたいな なぎごえを します。
Average size/length is [      ] cm/m)	へいきんたいじょうは [      ] です。 Metres: メートル Centimetres: センチ
Average weight is [      ] g/kg/tonne)	へいきんたいじゅうは [      ] です。 Metres: メートル Centimetres: センチ
The largest [ANIMAL] can get is [      ]	つばんさいの [ANIMAL] は [      ] です。
<b>Body Parts</b>	
Body	からだ
Eyes	目(め)
Ears	みみ(みみ)
Nose	はな
Mouth	くち
Legs	あし
Paws	あし
Wings	はね
Feathers	うも
Whiskers	ひげ
Fur	け
Tail	しっぽ
Has a pouch	おなかにポケットがあります。

11

## ONLINE EXCHANGE: A CASE STUDY

### The Rabbits Presentation

- Students then wrote their script and created a PowerPoint presentation for their animal.
- The scripts and PowerPoints were then collated and we did a “dry-run” prior to presenting to our sister school.



12

## ONLINE EXCHANGE: A CASE STUDY

- On the day of the presentation:
  - We read the story in English and Japanese, and explained its meaning
  - Each group presented their animal
  - Students then logged into GoBubble where they talked to their buddies about their heritage

13

## ONLINE EXCHANGE: SUCCESSES AND LEARNINGS

14



## ONLINE EXCHANGE: LEARNINGS

- ❖ Logistical issues – e.g. time differences, meeting deadlines
- Solution:
  - Find mutually convenient times to run video linkups
  - Make deadlines clear in advance

15

## ONLINE EXCHANGE: LEARNINGS

- ❖ Technical issues – e.g. no 1:1 devices, issues with sound/PowerPoint presentations
- Solution:
  - Set up colour groups in Edmodo/GoBubble to enable students to talk to other students
  - Send script and PowerPoint to teachers in advance

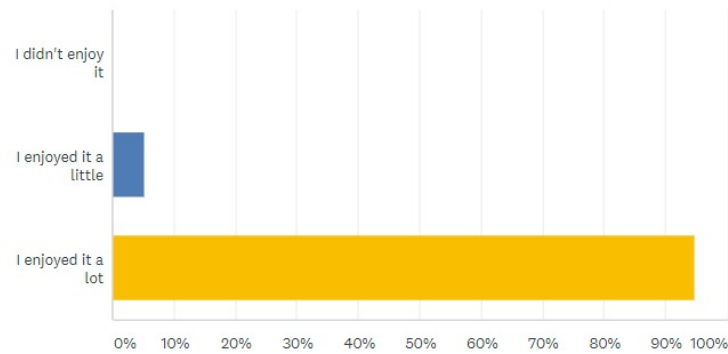
16



## ONLINE EXCHANGE: SUCCESSES

Rate your overall impression of the Online Exchange:

Answered: 19 Skipped: 0

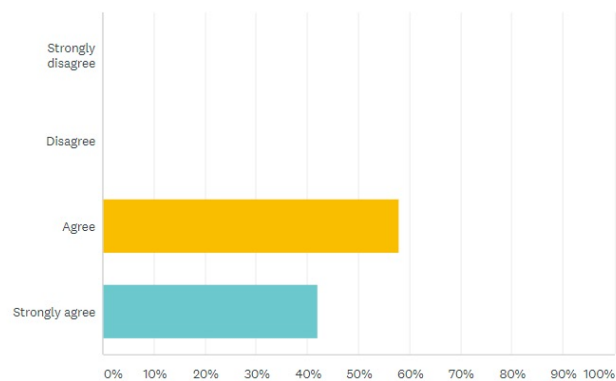


17

## ONLINE EXCHANGE: SUCCESSES

The Online Exchange enabled me to revise and consolidate the language I learned in class.

Answered: 19 Skipped: 0

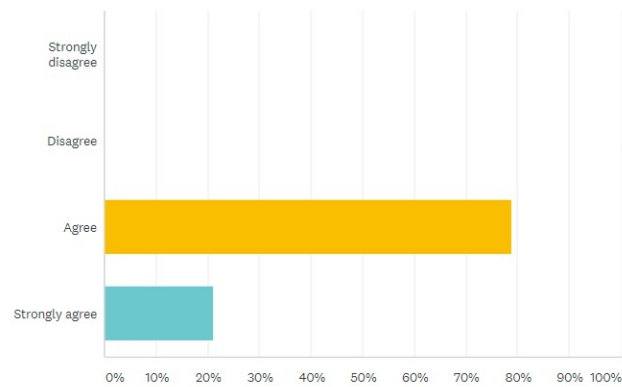


18

## ONLINE EXCHANGE: SUCCESSES

During the online exchange I learned new language.

Answered: 19 Skipped: 0

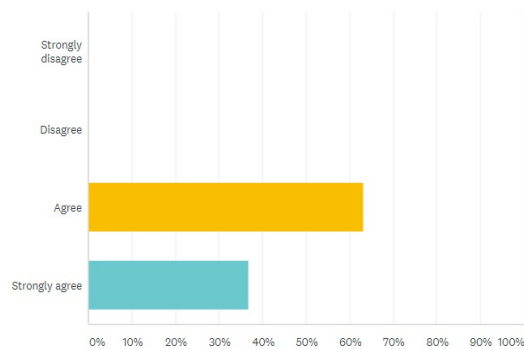


19

## ONLINE EXCHANGE: SUCCESSES

Overall, I believe that the online exchange improved my Japanese ability (this could include reading, writing, speaking and/or listening skills).

Answered: 19 Skipped: 0



20

## ONLINE EXCHANGE: MY REFLECTION

- ✓ Collaboration
- ✓ Peer tutoring
- ✓ Chance to explore topics we don't have time to cover in class
- ✓ Ongoing exposure to the language outside of the classroom
- ✓ Opportunity for students to use their language in an authentic and meaningful way
- ✓ Creating lifelong friendships

21

## QUESTIONS AND DISCUSSION

**How do you/would you facilitate Online Exchange in your classroom?**

Please turn on your video and raise your hand if you have a question/comment

Alternatively, you can email me after the presentation:  
[sarah.burrows@education.wa.edu.au](mailto:sarah.burrows@education.wa.edu.au)

22