

Unit Plan – Indonesian 7-8

Focus: Appearance – Is body image an issue in Indonesia?	Duration: 8 Weeks (2 x 30min lessons)
<p>Overview</p> <p>In this unit, students share factual information and opinions about their personal worlds, including personal details and friends. They interact with others orally and in writing, asking and responding to questions using <i>Siapa, Apakah, Berapa, Bagaimana, Apa, Di/Ke/Dari mana...?</i> They pronounce the vowels and consonants such as <i>c (ch)</i> and <i>r (trilled)</i> and combined sounds such as <i>ng, au</i>. They use formulaic expressions (for example, <i>saya tidak tahu, maaf, saya tidak mengerti, sekali lagi</i>) to sustain interactions. Students describe qualities of appearance, colour, character and condition (such as <i>tinggi, merah muda, lucu, panas</i>), and identify quantities using numbers and fractions. They respond to and create texts to describe real and imagined events and characters. Students create personal, informative and imaginative texts. Students refer to others using pronouns such as <i>saya, kamu, dia, mereka, Bu/Pak</i>, and use these in possessive form, including using <i>-nya</i> (for example, <i>sepertunya trendi</i>). Students predict meaning based on knowledge of their first language, text features and key words, including loan words from English. They translate texts, identifying culture-specific language. Students describe their experiences of using Indonesian and views about how it fits with their sense of self.</p> <p>They respond to and create texts to describe real and imagined events and characters.</p> <p>Students will learn that language changes according to people and their relationships, such as using informal language with friends and formal language with teachers and adults. Student will become aware that Indonesian uses a base word and affixation system. Students will use metalanguage to describe and compare features and rules of sentence construction including the use of possessives and adjectives. They know that spoken and written forms of Indonesian can vary, for example, the elision of pronouns and some verbs in speech. Students make connections between aspects of their own language and culture, such as particular expressions or practices, and compare these with Indonesian language and culture.</p>	
<p>Links to other KLAS (key learning areas)</p> <ul style="list-style-type: none"> Digital Technologies Health and physical education 	
<p>Outcomes</p> <p>ACLINCO86 Interact with peers and teacher to exchange information and opinions about self, friends and family, pastimes, special occasions and the immediate environment.</p> <p>ACLINCO89 Identify gist and locate factual information from a range of spoken and written texts, and use the information in new ways.</p> <p>ACLINCO93 Translate and interpret texts such as descriptions, emails, signs and notices, from Indonesian to English and vice versa, using contextual cues and textual features, and noticing non-equivalence of meaning.</p>	

Assessment Overview

Ongoing assessment – observation and teacher’s anecdotal notes and records, along with the evaluation of work samples and analysis of contribution to class discussions.

Student works samples will be graded as a formal summative assessment – details are at the conclusion of this unit of work.

Aims/Planned outcomes	Lesson Plans/Text input	Language Content/Grammar Structure/Interactions	Supporting/Learning Activities
Lesson 1 <i>Introduce the idea of describing people according to their appearance. Learn new vocabulary and possessive pronouns.</i>	Greetings Introduce new vocabulary Discuss possessive pronouns and practice identifying whose (body part) you are discussing.	Wajah Mata Telinga Hidung Mulut - bibir Rambut Tinggi Berat	Cracking those possessive pronouns worksheet. *Flipped learning: the vocabulary for the body parts.
Lesson 2 <i>Revise vocabulary for the body. Discuss cultural values with a particular focus on appearance.</i>	Greetings Body parts – label the body activity. Which body shape is best? What tells you it is the good/bad? Do Indonesian people have the same opinions of what makes a ‘good’ body? Males not as masculine Lightening creams	Badan Kaki Jalan Kepala Lengan Jari Jari kaki Perut Lutut Tangan	Mata dan rambut worksheet. Survey class members and record their hair colour and type (curly/straight, long/short) and eye colour as well.
Lesson 3 <i>Introduce and practice ways to describe the body parts.</i>	Greetings Describing body parts. Showing various images of people model simple sentences to describe them.	Gemuk Kurus Tinggi Pendek Panjang	Simple descriptions worksheet. Translate from English to Indonesian short descriptive sentences (eg <i>Bob ganteng dan pendek = Bob is attractive and short</i>).

	Student to practice the same simple sentences using different images.		
<p>Lesson 4</p> <p><i>Revise how to describe peoples' appearances using simple sentence.</i></p> <p><i>Introduce simple questioning sequences.</i></p>	<p>Greetings</p> <p>Revise how to describe appearance.</p> <p>Revise possessive pronouns.</p> <p>Using an image of Indonesian people from popular culture, model questioning – what is his/her hair like?</p> <p>Revisit the idea that Indonesian people have different standards of 'beauty' have a brief look at appearance around the world using the different photo-shop expectations article.</p>	<p>Bagaimana rambutnya? Matanya berwarna apa? Ganteng cantik</p>	<p>View the image of an Indonesian popular culture group.</p> <p>Answer the questions about the their descriptions.</p>
<p>Lesson 5</p> <p><i>Introduce the concept of comparisons.</i></p> <p><i>Model the structure and students practice using comparatives.</i></p> <p><i>Introduce assessment task.</i></p>	<p>Greetings</p> <p>Revise what has been covered so far.</p> <p>Model the structure of most and least in simple sentences.</p> <p>Model the structure and students practice using comparatives.</p>	<p>Lebih X daripada Sama dengan Berbeda dengan Tidak se... Se...</p>	<p>Comparisons sentence practice.</p> <p>Compare the characters in the picture to each other. In Indonesian, write a sentences for each category (simple descriptions/more than/ not as)</p>
<p>Lesson 6</p> <p><i>Introduce the words for most and least. Model using these words in simple</i></p>	<p>Greetings</p> <p>Revise what has been covered so far.</p> <p>Practice describing cartoon characters.</p> <p>Other students have to guess which cartoon the student is describing.</p>	<p>Paling Kurang – Ibu saya kurang tinggi.</p>	<p>Start assessment task due end of the unit (2 weeks to work on it).</p> <p>Create an A4 article for a magazine about a person or character you find "luar biasa". Whether they are a celebrity or not, write as if they are. This is for all of their "fans" to read.</p>

<p><i>sentences to compare appearance.</i></p>	<p>Discuss the phrase "Luar biasa". Look at examples of magazine article to base the assesment task on. Discuss expectations and rubric for assessment task.</p>		
<p>Lesson 7 <i>Using the process learnt up to this point, any questions about a group of people.</i></p>	<p>Greetings Teacher to ask questions in Indonesia and the expectation is that students can answer in Indonesian. The difficulty of questioning will develop, this lesson will be run in a game show format.</p>		<p>Continue work on Assessment task.</p>
<p>Lesson 8 <i>Use all that you have learnt this unit to play a game.</i></p>	<p>Greetings Game: One person describes a character in Indonesian and the other has to draw it on the screen.</p>		<p>*Flipped learning: vocabulary learning for next unit (rumah).</p>
<p>Outcomes: Assessment task/s and criteria</p>	<p>Written assessment task – Dia Luar Biasa Listening and speaking – Answering questions about appearance, question given in Indonesian with Indonesian answers expected. Game show format (points system). Ongoing assessment via student skills checklist.</p>		

DIA LUAR BIASA!!!

TASK: Create an A4 article for a magazine about a person/pet/character you find “luar biasa”. Whether they are a celebrity or not, write as if they are. This is for all of their “fans” to read.

Deskripsi

It must include information about the following, in sentences

- their name
- their age
- when and where they were born
- the city in which they live

Make sure you include pictures.....

It must include a minimum of 10 of the following sentence types


- at least 1 about something they like
- at least 1 about something they dislike
- at least 6 sentences using your “alat deskripsi” and your adjectives

...bold headings,
and other eye-
catching
techniques!

Alat Deskripsi	
Lebih X daripada Y	More X than Y
Paling X	Most X
Dibandingkan dengan	Compared with
Baik X maupun Y	Both X and Y
Sama dengan	Same as
Berbeda dengan	Different to
Karena	Because
Se-X	as X as

Trivia- Other optional things you *might like* to add

- Major achievements (berbintang di = starred in/ most famous for = paling terkenal untuk)
- If they are married (menikah dengan = married to), engaged to (bertunangan dengan), have a partner (pacarnya bernama = his/her partner’s name is...)
- If they are a lover of something e.g. animals (Dia pecinta..... = he/she is a lover of...)
- Other information you might like to include, specific to your amazing character



CREATE AN ARTICLE



1. **Decide** which your person or character you will write about.
 - Brainstorm some facts you know about them.
 - Find pictures of them that you can use to make your article more interesting.
2. **Think** about your design and how you want to present the information.
 - Decide if you want to present your work electronically or on paper.

3. **Describe** your person/character.

Write **at least 5 sentences** in Indonesian to introduce your person/ character.

Use 'Dia' or 'nya' when you are describing them. For example:

- Name – Nama dia **OR** Namanya **OR** Ini
- Age – Umur dia Umurnya
- Eyes - Mata
- Hair - Rambut
- Appearance
- Personality
- Comparing their appearance to someone else.
- Comparing their personality to someone else.

4. **Practice** describing your person/ character to a friend in Indonesian.
 - Use the sentences you wrote to help.
 - Remember I will ask you to describe them in Indonesian 😊
5. **Introduce** your person or character to your teacher in Indonesian.

"Kenalkan, ini karakter saya." = "Let me introduce my character."

"Kenalkan, ini(person's name)." = "Let me introduce ...(person's name)."

This page is to be used for the information you discover when researching your character. Write in English, and when you do your final poster, translate the information to Indonesian. The blue section is optional.

Name?	
Age?	
Date and place of birth?	
City they live in?	
Likes?	
Dislikes?	
Descriptive sentence 1:	
Descriptive sentence 2:	
Descriptive sentence 3:	
Descriptive sentence 4:	
Descriptive sentence 5:	
Descriptive sentence 6:	
Major achievements:	
Married?/Partner?	
Other:	



kanalken Meghan Trainer

Meghan Trainer dua puluh dua umur dia tahun 1)

Meghan Trainer biru mata 2)

dia rambut panjang coklet 3)

Meghan bubbly luar personality 4)

dia trendi cantik luar clothes 5)

Meghan lebih cantik compared to a troll 6)

Meghan lebih tinggi compared to Tayla 7)

Dia famous singer 8)

Indonesian Assessment

Teresa Montague

Teresa Montague Bagus sekali
you have worked hard on this task and have made some interesting observations i.e. comparing Meghan to a troll! You use 'daripada' to mean 'compared to'. Your sentences are good although there are some mistakes in word order. Overall though a great effort :)

Jun 16, 2016

Gandalf

✓ Kenalkan ini karakter Gandalf.

Umur dia dua ribu sepuluh Sembilan

dua ratus sembilan puluh

or ribu?

(2907)
(21097)

tahun.

Rambutnya abu-abu dan


lurus. ✓

✓ Dia mata Hijau tua.

✓ Dia pintar dan baik hati.

Dia memakai abu-abu

pakaian. ✓



By




Fantastic work. ✓
I great research and
translations! I like that you have added in
an extra sentence to show your understanding
of the language and what you have learnt before.

Yoshi

Yoshi adalah
pahlawan
sangat hebat

Yoshi
tidak ada
gigi.

yoshi
yoshi



Kenalkan
Karakter
Yoshi.

Dia
Kecil

Mata
dia
hidup

Rumput
dan
petit

Yoshi
adalah
pahlawan
sangat hebat

Yoshi
adalah
pahlawan
sangat hebat

Yoshi
adalah
pahlawan
sangat hebat

upad inap



Fantastic work
I love
the choice of
presentation! It
is wonderful to see
you try to write a
variety of sentences,
especially comparative
sentences

T

D

g

!

o

J

Swift



Fantastic

work

Excellent

Sentences

with correct

word order

and spelling!

i Dia tinggi

Mata dia biru

Dia trendi, baik hati dan

Confk

Rambut dia pirang, pendek dan

Lurus

Umur dia dua puluh enam tahun

Senaikan di Taylor Swift





Kenalhan da DaIdm ✓

Dia Toga ✓



Matanya
Mya maka bin ✓

Kambutnya
Nga camby corla da pande ✓

Dia gila ✓

Kuat
Dia kuat ✓

Excellent effort!
It was good to see you trying
to use the 'nga' as well as 'dia'
to mean he or she. Just be
careful of word order :)



DaIdm dan nga istri ✓



Kulit
DaIdm's skin

Erin Bell

Kendalaan ini erin bell.

Menur dia dua puluh sembilan tahun.

Dia tinggi.

Rambut dia pirang dan ideal.

Excellent work
I What a
great person
to choose I love
your presentation
style and
great sentences!

